



# STERLING



Therapy Couch Range



Medicare & Innovation Couch Range



Patient Trolley Range



A&E Trolley Range




Medical Carts Range




Home Care Bed Range



Replacement Mattress Range



Medical Seating Range



Office Seating Products



General Medical Furniture



**SEERS MEDICAL LTD**  
Kenton Road  
Debenham, Suffolk  
IP14 6LA, United Kingdom  
© Copyright SEERS Medical Ltd 2016

Company Reg. No 6572698  
VAT No 931596702  
Printed in the United Kingdom

Note<sup>1</sup>: The illustrated vinyl colours may vary slightly from actual vinyl supplied. This occurs due to the four colour printing process. However every attempt has been made to make them as accurate as possible. Our Policy of continuous improvement means that we reserve the right to change and modify designs without prior notice. Note<sup>2</sup>: Measurements may vary +/- 2° or +/- 5mm due to manufacturing tolerances.



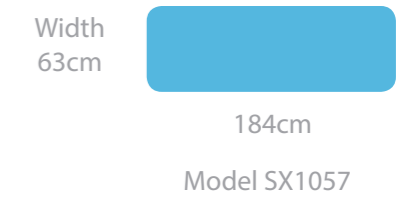
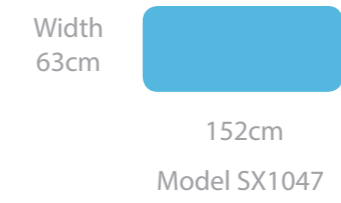
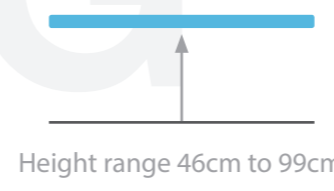
Tel: +44 (0)1728 861 590  
Fax: +44 (0)1728 861 868  
[info@seersmedical.com](mailto:info@seersmedical.com)  
[www.seersmedical.com](http://www.seersmedical.com)

Issue No 018  
Part No 06Z-8009-SF



## Sterling Range

Economy Couches For Patient Examination & Minor Procedures



## Sterling Changing Table



The Sterling Changing Tables provide a variable height support surface to reduce back strain and posture problems for carers and support staff during routine changing procedures in environments such as special schools, specialist adult centres and paediatric units. These tables are available in two sizes and supplied with side support rails as standard. They are fitted with large wheels with brakes for ease of transport and positioning.

### Model

- SX1047** Short table electric - 152cm
- SX1057** Long table electric - 184cm

- ### Standard Features
- Safe working load and lifting capacity of 200Kg
  - Excellent height range from 46cm to 99cm
  - Superb low transfer height for patients
  - Choice of 2 lengths, 152cm or 184cm
  - 100mm diameter individually locking castors
  - Side support rails fitted as standard on all models
  - Purpose made precision bearings on all pivot points
  - Clearance beneath frame for mobile hoist
  - Hand switch fitted as standard on all models
  - Standard width upholstery 63cm
  - Choice of upholstery colours



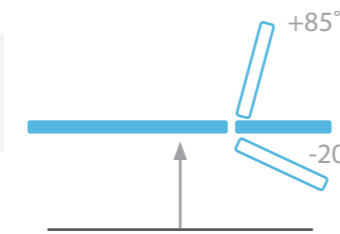
Model 6003P Optional side rail cushions can be easily removed from the side support rails for cleaning



Model SX1057 Sterling changing table long version - length 184cm. Colour sky blue



Model SX1057 Shown with optional side support rail cushions (Model 6003P)



Height range 46cm to 99cm

Width  
63cm



124cm

65cm

## Sterling 2 Section Couch



The Sterling 2 Section Couch provides excellent value for money and is suitable for a wide range of examination procedures. The fully adjustable backrest supports the patient for treatment or examinations in the seated position and the backrest can also be adjusted to -20° for neck and head examinations and some manipulative procedures. Additionally, an optional breathing hole and plug can be added for prone treatments. A hand switch is fitted as standard for height control with a foot switch available as an option.

### Models

**SX2007** Electric with hand switch for height operation



Model SX2007 Sterling 2 section electric with optional breathing hole and plug. Colour dark blue

### Standard Features

- Safe working load and lifting capacity of 200Kg
- Adjustable backrest angle from -20° to +85°
- Electric height elevation
- Excellent height range from 46cm to 99cm
- 100mm diameter individual locking castors
- Purpose made precision bearings on all pivot points
- Clearance beneath frame for mobile hoist
- Hand switch operation fitted as standard
- Standard width upholstery 63cm
- Choice of upholstery colours

### Optional Accessories

- 6005** Paper roll holder
- 6004** Breathing hole and plug
- 6003** Pair of side support rails
- 6003P** Pair of side support rail cushions
- 6200** Single foot switch operation
- 6007** Matching headrest/ knee support

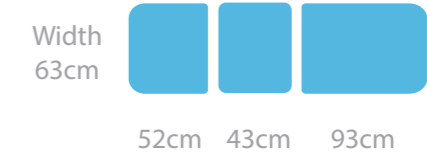
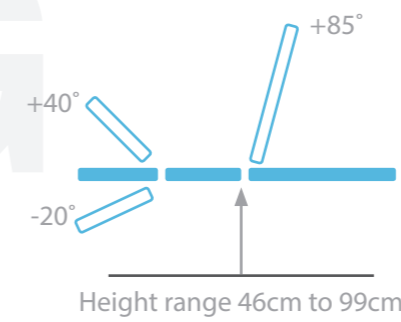
See page 10 for additional information on our range of optional accessories.



Negative head section to -20°



Low patient transfer height



## Sterling 3 Section Couch



Like the 2 Section Model, the Sterling 3 Section Couch is excellent value for money and the 3 section format provides a more versatile and comfortable position for seated procedures and examinations. The backrest support can be raised and fully adjusted from horizontal to +85° and the foot section is adjustable from -20° to +40° and can also be used as the head end for prone treatments with the option of adding a breathing hole and plug. The couch is therefore suitable for a wide range of examination and minor treatment procedures. A hand switch is fitted as standard for height control with a foot switch available as an option.

### Models

**SX3008** Electric with hand switch for height operation



Model SX3008 Sterling 3 section electric with optional breathing hole and plug. Colour black

### Standard Features

- Safe working load and lifting capacity of 200Kg
- Adjustable head/foot section from -20° to +40°
- Adjustable backrest from 0° to +85°
- Excellent height range from 46cm to 99cm
- 100mm diameter individual locking castors
- Purpose made precision bearings on all pivot points
- Clearance beneath frame for mobile hoist
- Hand switch fitted as standard
- Standard width upholstery 63cm
- Choice of upholstery colours


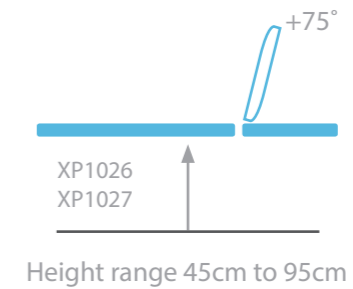

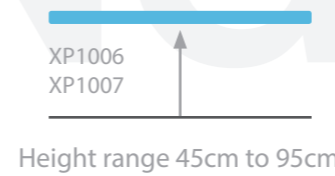
### Optional Accessories

- 6005** Paper roll holder
- 6004** Breathing hole and plug
- 6003** Pair of side support rails
- 6003P** Pair of side support rail cushions
- 6200** Single foot switch operation
- 6007** Matching headrest/ knee support

See page 10 for additional information on our range of optional accessories.



Low patient transfer height



## Sterling X Plinths



The Sterling Single Section X Plinth has been designed for manipulative procedures and as a teaching aid for a wide range of medical procedures and examinations. It provides ample work surface with leg room for two students for use in teaching establishments such as schools, colleges and universities. There is a choice of single section or a 2 section model with raising backrest. Both models are available with a choice of hydraulic or electric height operation. The 2 section model features tapered head and foot sections and the single section model is also available with a width of 60cm at no additional cost.

### Models

<b>XP1006</b>	Single section hydraulic
<b>XP1007</b>	Single section electric
<b>XP1026</b>	2 section hydraulic
<b>XP1027</b>	2 section electric



Model XP1006 Sterling X Plinth hydraulic single section. Colour cobalt blue

### Standard Features

- Safe working load and lifting capacity of 200Kg
- Extremely strong and rigid throughout its height range
- Excellent height range from 45cm to 95cm
- Adjustable feet for uneven floors and surfaces
- Choice of electric or hydraulic operation
- Transport handle to aid couch movement and positioning
- Supplied with hand switch fitted as standard on electric models
- Standard width upholstery 63cm
- Choice of upholstery colours, see page 11 for details

### Optional Accessories

- 6005** Paper roll holder
- 6004** Breathing hole and plug
- 6200** Single foot switch operation
- 6007** Matching headrest/ knee support

See page 10 for additional information on our range of optional accessories.



Model XP1027 Sterling X Plinth 2 section electric shown with optional breathing hole and plug. Colour sky blue

## Optional Accessories



**6200**

Single foot switch option (alternative to standard single hand switch).



**6004**

Breathing hole & plug for improved patient comfort for prone treatments.



**6003**

Fold-down side support rails for 2 & 3 section couches, providing patient support and security.



**6003P**

Upholstered cushions can be added to the side support rails for additional comfort, support and protection.




**6007**

The head support cushion is easily attached to the couch and can also be used as a support for lower limbs.



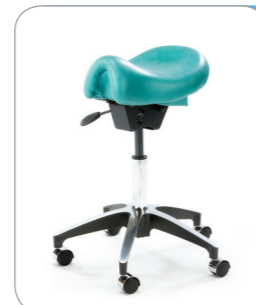
**6005**

The paper roll holder provides a protective barrier between the patient and the upholstered surface.



**6144**

Saddle stool with single lever height adjustment and a height range of 45-59cm, black 25" five star base and nylon castors.



**6107**

Deluxe Saddle stool with single lever height adjustment and a height range of 48-59cm, polished aluminium 25" five star base and castors.

If you have any queries on any of the optional accessories listed above please contact us for further details. Please note some of the accessories are supplied as standard with specific couches so please ensure you check before purchasing your chosen product as all other options come at an additional cost.


## Vinyl Colour Options



### Mundial Range

### Standard Colours

A really hard wearing 'leather look' vinyl that will retain its performance for many years if cleaned and treated in the right manner. This fabric is fire retardant to crib 5, anti-bacterial and waterproof. Abrasion resistance to 100,000 cycles.



### Fixed Height Couch

Model **SM2700** features an extremely strong and rigid design, providing maximum patient comfort throughout treatment with safe working load of 240Kg. The fixed height couch has a fully adjustable backrest, that raises from horizontal to +75°. A paper roll holder, lower shelf for storage, breathing hole and plug for prone treatments and couch mounting steps are all available at an additional cost.



### Couch Covers

Made to measure stretch towelling covers. Available for 2 and 3 section couches.

- 6010** Couch cover with breathing hole
- 6011** Couch cover without breathing hole
- 6012** Couch cover for Plus Head models

### Colour Options

Available in lavender, royal blue, black, cream and white.

