

Digital force gauge SAUTER FL TM



◀ **Note:** The shown measuring cell is not included in the scope of delivery! Combine the FL TM with a measuring cell suitable for your application from the SAUTER program, such as CR P1, CR Q1, CS P1 or CS Q1

Digital Premium force gauge with graphics display for tensile and compressive force measurements, prepared for external measuring cells

Features

- Premium force-measuring for connection of external measuring cells (measuring cell, tension loops and pressure plates not included with delivery)
- Adjustable nominal loads: 5 N, 10 N, 25 N, 50 N, 100 N, 250 N, 500 N, 1 kN, 2.5 kN, 5 kN, 10 kN, 20 kN, 50 kN
- Maximum resolution 2500 d
- Peak-Hold function to capture peaks (measurement result will be "frozen" for a short time) or Track function mode for a continuous measurement indication
- Metal housing for durable usage in harsh environmental conditions
- Capacity display: A bar lights up to show how much of the measuring range is still available
- Measuring with tolerance range (liwith-setting function): Upper and lower liwithing can be programmed individually, in pull and push direction. The process is supported by an visual signal.

- Internal memory for up to 500 measurement values
- Continuous analogue output: Linear voltage signal in dependence to the load (-2 to +2 V)
- Data interface USB standard
- Data interface RS-232 standard, only for connection to the printer
- Selectable measuring units: N, kN, kgf, lbf, ozf

Technical data

- Internal measuring frequency: 1000 Hz
- Transfer rate to PC: approx. 25 measured values per second
- Measuring precision: 0,2 % of [Max]
- Overload protection: 120 % of [Max]
- Overall dimensions: W×D×H 175×75×30 mm
- Rechargeable battery pack integrated, standard, operating time up to 10 h without backlight, charging time approx. 8 h
- Net weight approx. 0,5 kg

Accessories

- Plug-In for data transfer of measuring data from the measuring instrument and transfer to a PC, e.g. in Microsoft Excel®, SAUTER AFI-1.0
- Data transfer software with graphic display of the measurement process, SAUTER AFH FAST
Force-displacement only in combination with SAUTER LD, SAUTER AFH LD
Force-displacement only in combination with SAUTER LB, SAUTER AFH FD
- USB cable, as standard, can be reordered, SAUTER FL-A01
- RS-232 adapter cable, SAUTER FL-A04
- Option FL-C01: Solder connector for FL TM to measuring cell and adjusting the device, SAUTER

STANDARD










































OPTION



Model	Option DAkkS calibration certificate (≤ 5 kN)/Factory calibration certificates (> 5 kN)					
	Option	Measuring range optional load cell	Tensile force		Compressive force	Tensile/Compressive force
SAUTER	Load cell		KERN		KERN	KERN
FL TM	Load cells see page S. 87-97	≤ 500 N	963-161		963-261	963-361
		≤ 2 kN	963-162		963-262	963-362
		≤ 5 kN	963-163		963-263	963-363
		≤ 20 kN	961-164		961-264	961-364
		≤ 50 kN	961-165		961-265	961-365

Further calibration options on request

Pictograms

 Adjusting program (CAL): For quick setting of the instrument's accuracy. External adjusting weight required	 WLAN data interface: To transfer data from the balance/measuring instrument to a printer, PC or other peripherals	 Protection against dust and water splashes IPxx: The type of protection is shown in the pictogram.
 Calibration block: Standard for adjusting or correcting the measuring device	 Data interface Infrared: To transfer data from the measuring instrument to a printer, PC or other peripheral devices	 ZERO: Resets the display to "0"
 Peak hold function: Capturing a peak value within a measuring process	 Control outputs (optocoupler, digital I/O): To connect relays, signal lamps, valves, etc.	 Battery operation: Ready for battery operation. The battery type is specified for each device
 Scan mode: Continuous capture and display of measurements	 Analogue interface: To connect a suitable peripheral device for analogue processing of the measurements	 Rechargeable battery pack: Rechargeable set
 Push and Pull: The measuring device can capture tension and compression forces	 Analog output: For output of an electrical signal depending on the load (e.g. voltage 0 V – 10 V or current 4 mA – 20 mA)	 Mains adapter: 230V/50Hz in standard version for EU. On request GB, AUS or USA version available
 Length measurement: Captures the geometric dimensions of a test object or the movement during a test process	 Statistics: Using the saved values, the device calculates statistical data, such as average value, standard deviation etc.	 Power supply: Integrated, 230V/50Hz in EU. More standards e.g. GB, AUS or USA on request
 Focus function: Increases the measuring accuracy of a device within a defined measuring range	 PC Software: To transfer the measurement data from the device to a PC	 Motorised drive: The mechanical movement is carried out by a electric motor
 Internal memory: To save measurements in the device memory	 Printer: A printer can be connected to the device to print out the measurement data	 Motorised drive: The mechanical movement is carried out by a synchronous motor (stepper)
 Data interface RS-232: Bidirectional, for connection of printer and PC	 Network interface: For connecting the scale/measuring instrument to an Ethernet network	 Fast-Move: The total length of travel can be covered by a single lever movement
 Profibus: For transmitting data, e.g. between scales, measuring cells, controllers and peripheral devices over long distances. Suitable for safe, fast, fault-tolerant data transmission. Less susceptible to magnetic interference.	 KERN Communication Protocol (KCP): It is a standardized interface command set for KERN balances and other instruments, which allows retrieving and controlling all relevant parameters and functions of the device. KERN devices featuring KCP are thus easily integrated with computers, industrial controllers and other digital systems	 Verification possible: The time required for verification is specified in the pictogram
 Profinet: Enables efficient data exchange between decentralised peripheral devices (balances, measuring cells, measuring instruments etc.) and a control unit (controller). Especially advantageous when exchanging complex measured values, device, diagnostic and process information. Savings potential through shorter commissioning times and device integration possible	 GLP/ISO record keeping: Of measurement data with date, time and serial number. Only with SAUTER printers	 DAKkS calibration possible: The time required for DAKkS calibration is shown in days in the pictogram
 Data interface USB: To connect the measuring instrument to a printer, PC or other peripheral devices	 Measuring units: Weighing units can be switched to e.g. non-metric at the touch of a key. Please refer to website for more details	 Factory calibration: The time required for factory calibration is specified in the pictogram
 Bluetooth* data interface: To transfer data from the balance/measuring instrument to a printer, PC or other peripherals	 Measuring with tolerance range (limit-setting function): Upper and lower limiting can be programmed individually. The process is supported by an audible or visual signal, see the relevant model	 Package shipment: The time required for internal shipping preparations is shown in days in the pictogram
		 Pallet shipment: The time required for internal shipping preparations is shown in days in the pictogram

*The Bluetooth® word mark and logos are registered trademarks owned by Bluetooth SIG, Inc. and any use of such marks by KERN & SOHN GmbH is under license. Other trademarks and trade names are those of their respective owners.

Your KERN specialist dealer: