

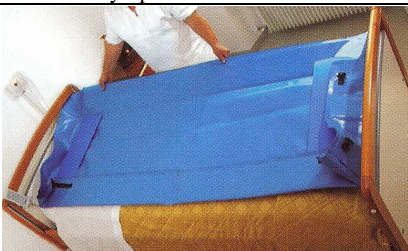





USER'S AND MAINTENANCE MANUAL

01933 SHOWER MATTRESS



**Provides for washing and personal hygiene
right in the bed, without any transfers being needed**

This valuable aid is the result of far-reaching research, combined with suggestions from people involved in caring for the aged and disabled, and makes it possible to see to personal hygiene manoeuvres extremely easily and comfortably on bed-ridden people at home or in specialist residential structures.

COMPOSITION		
Fully open shower mattress	Corner hooks	Assisted washing
		
Water tank (code 01940)	Shower hose complete with shower head and tap adapter (code 01938)	Bag for transportation (code 01939)
		

CONTENTS

<u>1. INFORMAZIONI GENERALI</u>	<i>Errore. Il segnalibro non è definito.</i>
MANUFACTURER	3
INTENDED USE AND EQUIPMENT DESCRIPTION	3
SYMBOLS	3
2. SPECIAL WARNINGS AND USE RESTRICTIONS	3
3. USE	4
4. MAINTENANCE	6
ROUTINE MAINTENANCE.....	6
5. TROUBLE SHOOTING	6
6. CLEANING	6
7. TECHNICAL SHEET AND DECLARATION OF CONFORMITY	7
8. WARRANTY	8
9. DISPOSAL OF ELECTRICAL AND ELECTRONIC EQUIPMENT	8
10. MAINTENANCE RECORD SHEET	8

1. GENERAL INFORMATION

MANUFACTURER



CHINESPORT S.P.A, Via Croazia,2-33100 Udine, Italy-tel.+39 0432621621–fax+39 0432621620 – website:www.chinesport.it

INTENDED USE AND EQUIPMENT DESCRIPTION


The Shower Mattress was specifically created to facilitate cleaning and hygiene functions on bed-ridden patients. It is a foam rubber mattress covered in flameproof imitation leather, fitted with sides that are hooked closed using snap buckles.


SYMBOLS

Symbols are used in this manual and on the machine to attract the user's attention to important safety warnings and useful information. Heed all notices, warnings and danger signs.

	<p>WARNING The warning messages inform the user of any risk of injury or danger if the procedures and conditions indicated are not complied with during operation or maintenance works.</p>
	<p>CAUTION This Caution symbol is used to warn the user about an operating or maintenance procedure, practice or condition that, if not strictly applied, could damage the equipment.</p>

2. SPECIAL WARNINGS AND USE RESTRICTIONS

-  In order to avoid damage to people and/or property we recommend not carrying out treatment in the vicinity of electricity power points or equipment.
We wish to state that the **shower mattress** is not intended to act as barrier to contain the patient and the water.
Do not use the Shower Mattress in unstable situations and/or near any changes in level (e.g. stairwells, steps, etc).
Do not tamper with and/or modify the original product.
Do not use the Shower Mattress when configured incorrectly or when there is any suspicion that it may harm the patient.
Check the physical and psychological suitability of the user prior to using the equipment with a specialist.
Do not use corrosive or inflammable substances to clean the mattress.

-  The **tank** is made to supply aqueous solutions with a density of less than 1,1 and at a temperature not exceeding 40°C - do not use products for which the characteristics are unknown, but only products authorised by the Health Ministry, complying scrupulously with all the specific instructions given.
- Strictly prohibit the use of the pump by children, adolescents and pregnant women.
 - Do not spray solvents, acids or inflammable liquids.
 - Do not prepare the solution in the tank, instead also use a container set aside exclusively for this purpose.
 - Wettable powders must be completely soluble and filtered.
 - Do not eat and do not smoke during treatment.
 - Use the pump in well ventilated places that are not draughty.
 - Keep the pump out of reach of children and pets.
 - Do not tamper with the safety valve.
 - Do not pressurise the pump using pressurised equipment.
 - Do not unscrew the closing elements if the tank is still pressurised.
 - Do not pressurise the pump needlessly.
 - Do not dispose of unused products in the environment.
 - After using the pump, thoroughly wash your hands and face and clothing used.

3. USE

Shower Mattress (code 01933)



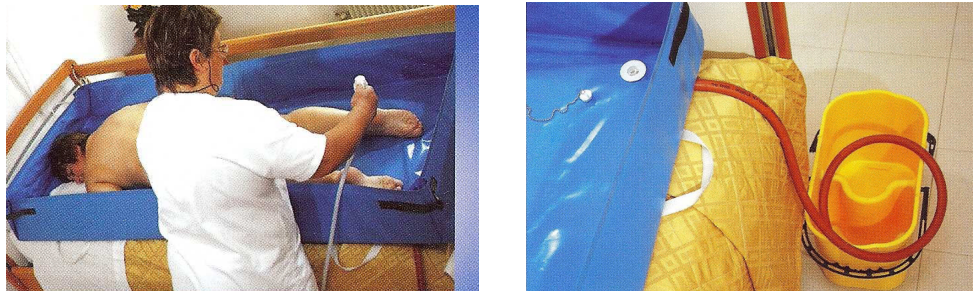
1. Spread the shower mattress out on one side of the bed, next to the person being assisted.



2. Roll the person assisted on one side and slide the rigid side panel underneath them, using the suitable white handles if necessary.



3. Roll the person assisted onto their back and put the mattress in the centre of the bed, using the relevant handles and then hook up the corners.



4. The shower mattress is now ready for use. When in use the water accumulated is drained into a bucket or some other suitable container, via the drain pipes that are to be connected up using the red T couplings.

Fitting drain pipes:

Before each use, connect the two rubber hoses to the two stub pipes welded to the mattress (pelvis or foot level) and lay out the drain as indicated above.



The red T coupling is used to join the two hoses fitted to the mattress, thereby making it possible to drain the water at a single point.

Water tank (code 01940):

FIG. 1



FIG. 2

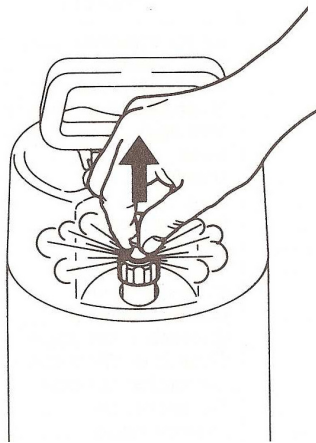


FIG. 3

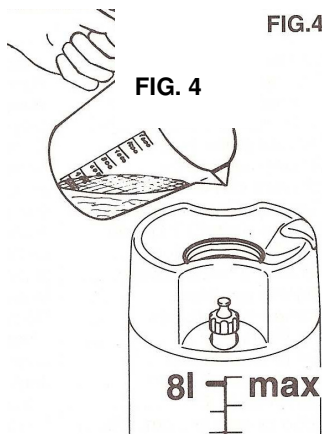
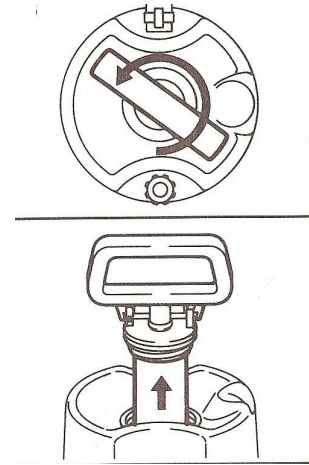


FIG. 4

FIG. 4

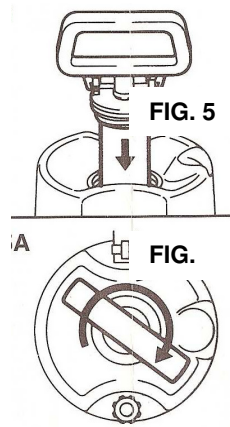


FIG. 5

FIG.

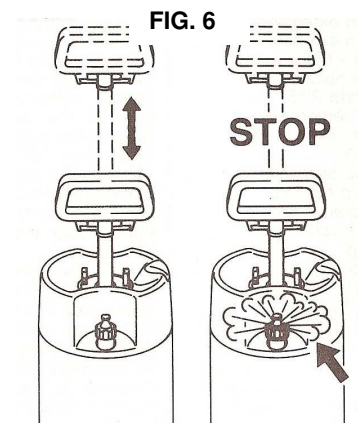


FIG. 6

STOP

Filling the Tank:

Pull the safety valve knob (fig. 2) to ensure that the tank is not pressurised and that the valve is working correctly. Then unscrew the pump handle (fig. 3) and remove it. Pour the solution (fig. 4) prepared beforehand, until it reaches 2/3 of the tank's total capacity. Screw the pump handle back firmly (fig. 5) checking that the inner edge of the tank and the O-ring gasket on the pump handle are completely clean.

Instructions for use:

Free the handle from the hooks by rotating it slightly anticlockwise and pump up and down (fig. 6). After a short pause pull the safety valve knob up by hand and check that air comes out of it (fig. 2). You can now continue to pump until the required pressure is reached, which must not exceed 3 bar. To start washing, push the button on the shower head. When the jet of water becomes weak the pressure must be increased again in the tank. The pump can be transported by hand, attaching the handle to the hooks (Fig. 5A) or over the shoulders using special braces. Preferably use products and solutions that are already liquid and filter the solution before putting it in the tank.

Bag for transportation (code 01939):

Orange fabric bag with sizeable handles to facilitate transporting the shower mattress.

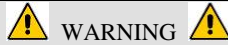
4. MAINTENANCE

Maintenance operations are to be carried out by specialist technicians that have studied the contents of this instruction manual. Check that the equipment is safe after any "harsh treatment" (e.g. falling, spillage of liquids, etc.) and whenever there is any doubt about the safety of the equipment.

ROUTINE MAINTENANCE



Tank: Keep clean at all times, check and grease the O-ring gaskets, foot valve on the pump handle, inside of the cylinder and inner edge of the tank. Any hardening or breakage of even just one of these components may compromise correct functioning of the pump. When fitting the components again be very careful to position the O-rings in the respective seatings correctly.



WARNING

- Use the relevant form enclosed to record each defect / damage / action that is important for the safety of the product.

5. TROUBLE SHOOTING

DIRECT E-MAIL FOR TECHNICAL ASSISTANCE

assistenza@chinesport.it

Alternatively you can contact us by fax at n° (+39) 0432-621698 or telephone (+39) 0432 621699.



Please Note:

- Before calling our technical support, write down the **SERIAL NUMBER** printed on the product label located on the equipment (as shown in the facsimile above); or the transport document / invoice number. This identification number helps reducing waiting times and improves service quality.
- The equipment in need of repair at Chinesport premises must carry the "AUTHORIZATION NUMBER" on the package. This identification number, to be required from the Technical Assistance Service, helps reducing waiting times and improves service quality.

6. CLEANING

For cleaning and hygiene of the SHOWER MATTRESS we recommend thorough washing after each use with warm water (not hotter than 50°C) and mild detergents.

Dry and then disinfect using approved products only.

Do not use sponges, cloths or abrasive substances.

Do not use solvents, ammonia, or bleach in direct contact with the equipment.

To clean the TANK: keeping the pump in a vertical position, pull the knob on the safety valve and release any residual pressure in the tank altogether (fig. 2 - page 5). Unscrew and remove the pump handle (fig. 3 - page 5). Pour the remaining liquid in an adequate container and rinse the inside of the tank and the hose copiously with clean water, making the water flow out through the nozzle. Open the tap and check that the filter is completely clean. Turn the shower mattress over so that any residual liquid drips off it. Put the tank and accessories out of reach of children and where they are protected from sunlight and freezing.

7. TECHNICAL SHEET AND DECLARATION OF CONFORMITY

TECHNICAL SHEET

Cover	Dual coated CLD polyester (PVC coated polyester fabric)
Coating weight by area unit of measurement	Declared = 630 g/m ²
Fire reaction class	Class 1 (ONE)
Shower Mattress Dimensions	186 x 80 cm
Side height	17 cm
Shower Mattress Weight	2,5 kg

DECLARATION OF CONFORMITY

SECONDO L'ALLEGATO VII DELLA DIRETTIVA 93/42/CEE MODIFICATA DALLA 2007/47/CE
 ACCORDING TO ANNEX VII OF THE DIRECTIVE 93/42/EEC AMENDED BY 2007/47/CE



Codice articolo – *Article code*

Denominazione prodotto – *Product name*

Destinazione d'uso – *Intended use*

Classificazione 93/42/CEE – *93/42/CEE Class*

Class I

01933 - 01940

Shower Mattress - Tank

Cleaning and hygiene of bed-ridden patients

Art 8 of Legislative Decree n° 46 of 24.03.1997

CHINESPORT S.p.A.
 Snidero Angelo
 (Legal Rep.)

8. WARRANTY

GENERAL AFTER-SALES SERVICE CONDITIONS FOR CHINESPORT ITEMS

The warranty shall be valid for a period of 24 months from the date of delivery.

The warranty does not cover consumable items, rechargeable batteries, and generally all the material subject to wear, breakdowns caused by knocks, falls, misuse or improper use, accidental events and transport damage. This warranty shall be automatically invalidated if the equipment is tampered with.

Repair of the equipment will be carried out in relation to the breakdown stated.

An estimate must be specifically requested.

Payment is cash on delivery, unless other agreements are made.

Any dispute will be dealt with solely by the Court of UDINE.

WARRANTY REPAIRS

Repairs under warranty must be specifically requested.

Repairs under warranty shall be carried out at our workshop and upon authorization.

The return shipment for products sent in their original package will be made free of carriage charges.

A fiscal document (bill of sale, purchase invoice or cash receipt) is required to make a warranty claim; the purchase date indicated must fall within the warranty time period.

If the product is found to be in good working order without defect, the fault-finding service shall be charged to the customer.

OUT-OF-WARRANTY REPAIRS

For out-of-warranty repairs carried out at our workshops upon authorization, transportation charges shall be paid by the customer.

The warranty of the parts replaced during the repair operations is 12 months from the moment the equipment is collected.

If the product is found to be in good working order without defect, the fault-finding service shall be charged to the customer.

REPAIRS MADE AT HOME

In the event repairs are made at the customer's home, a written request is required indicating the complete details of the person making the request, the type of machine and the breakdown.

The cost per kilometer for on-site technician visits will be agreed upon in relation to the urgency of the customer.

In the event the machine is under warranty, the customer will have to pay only the expenses incurred for the technician to reach the customer's house.

Time is calculated from the moment the technician leaves our workshop until he/she returns. The time of his/her return will be estimated based on the time required to get there.

SALE OF SPARE PARTS AND CONSUMABLE ITEMS

The orders must be in writing and specify the customer, the item and the shipping method as well as the precise fiscal data of the customer.

The order processing time can vary depending on the availability of the material.

Returned spare parts will not be accepted.

Payment will be cash on delivery, unless other agreements are made.

9. DISPOSAL OF ELECTRICAL AND ELECTRONIC EQUIPMENT

The symbol found on the equipment indicates that the waste must be "collected separately".

Therefore, the user is to take the waste to the separate waste collection points arranged by local authorities, or deliver it to the sales dealer against purchase of equivalent equipment. The separate collection of waste and the subsequent treatment, recovery and disposal operations promote the production of equipment using recycled materials and reduce the negative effects on the environment and health that improper waste management can cause.

Fraudulent disposal of the product will result in an administrative fine being imposed to the user as referred in Art. 50 et seq. of Italian Legislative Decree No. 22/1997.



10. MAINTENANCE RECORD SHEET

EQUIPMENT	DATE First installation	SERIAL NUMBER		
DATE OF SERVICE	OPERATIONS CARRIED OUT	TECHNICIAN	SIGNATURE	NEXT DUE DATE